



Action plan for building a circular economy for plastics packaging

Sept. 30, 2021

groter@plasticspact.ca
@geroter

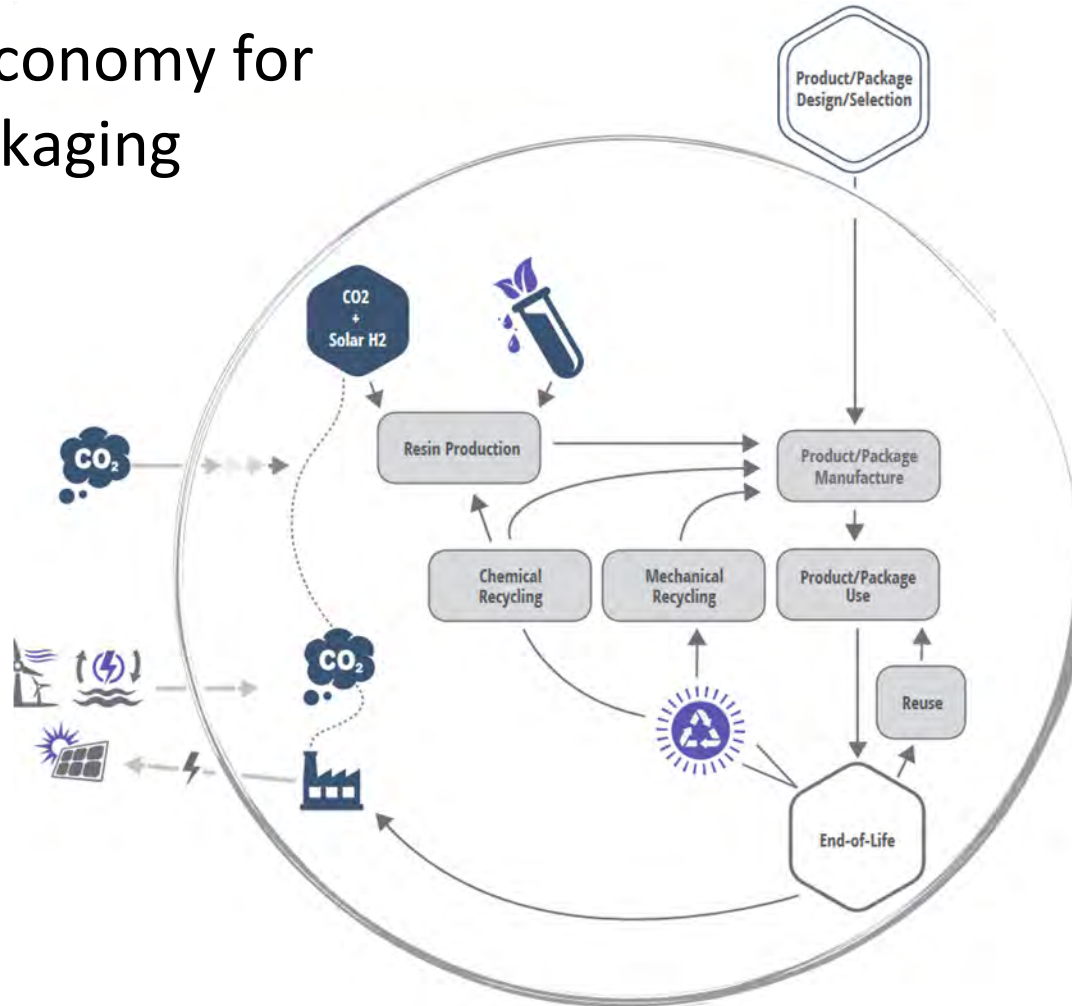


Canada generated

1.9M tonnes

of plastic packaging in 2019

A circular economy for plastics packaging



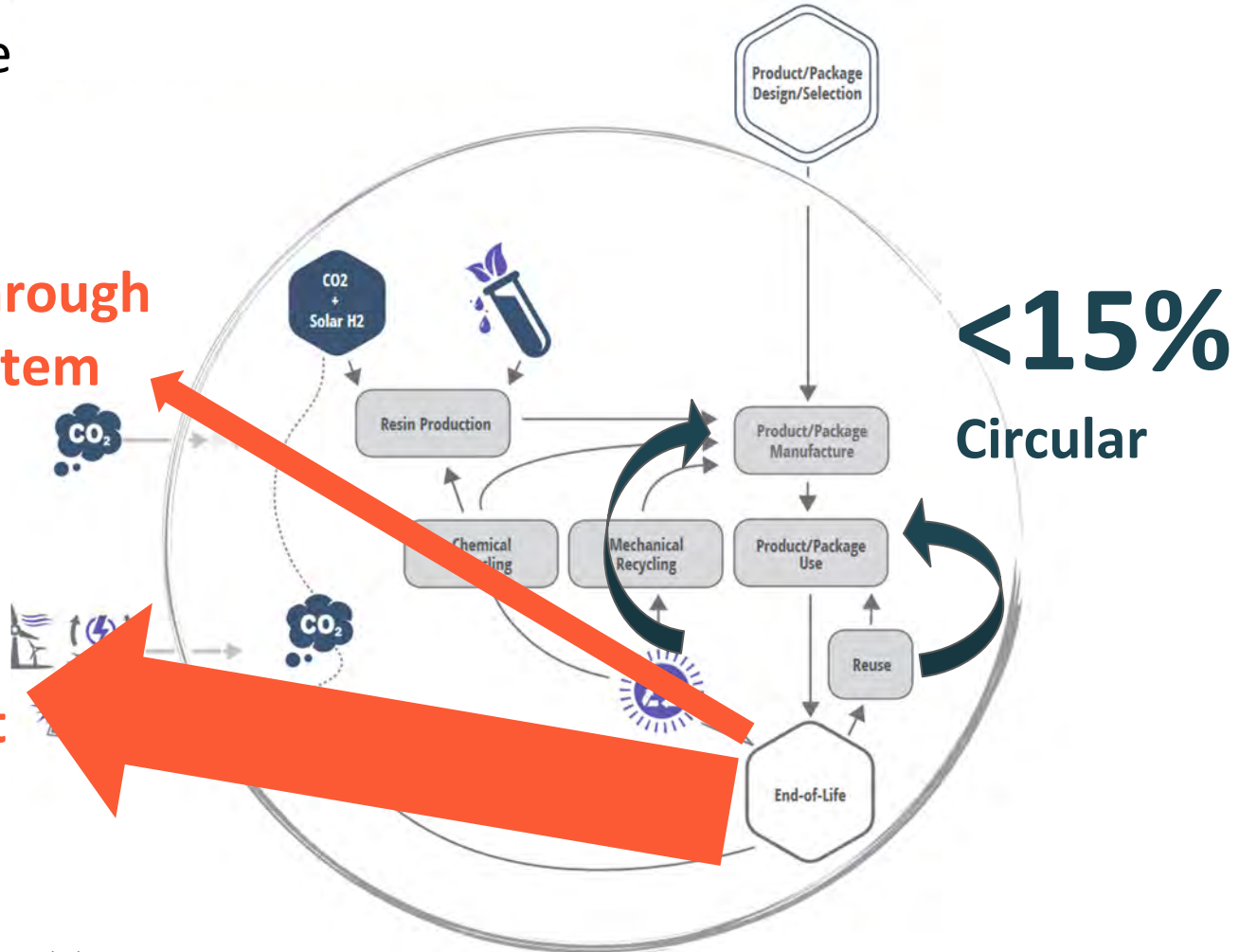
Current state

~15%

To landfill through recycling system

>70%

To landfill or environment right away



Recycling performance by packaging type

Figure ES3: Recycling Performance of Rigid Packaging

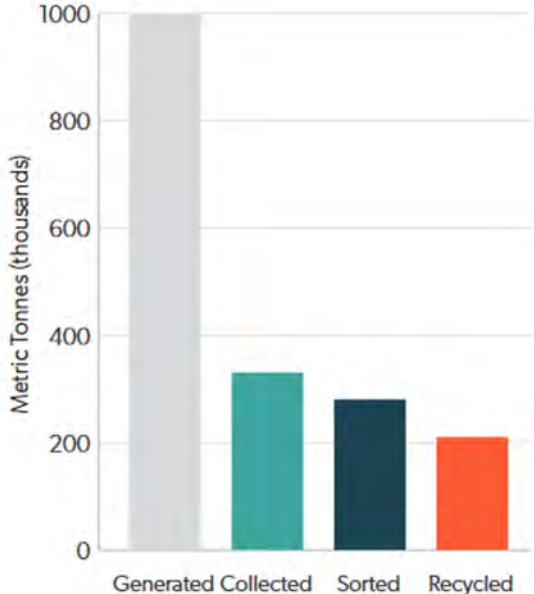
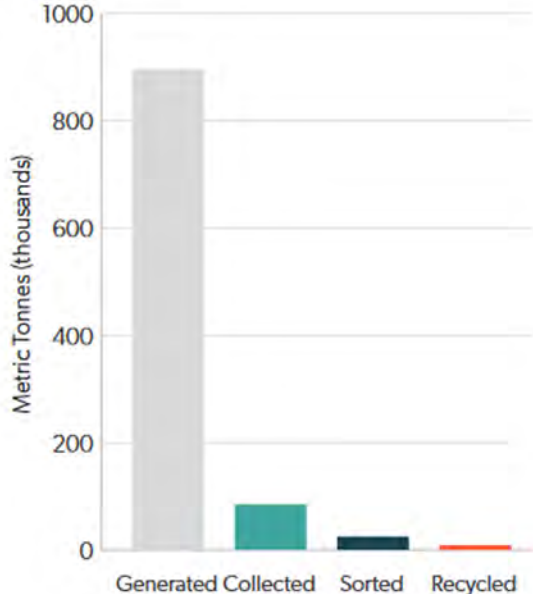


Figure ES4: Recycling Performance of Flexible Packaging



Source: CANADIAN PLASTIC PACKAGING FLOWS, Canada Plastics Pact, 2021

This is a competitiveness issue and opportunity



RELATED EXPERTISE: [INTERNATIONAL BUSINESS](#), [CLIMATE AND ENVIRONMENT](#),
[SOCIAL IMPACT AND SUSTAINABILITY](#)

How an EU Carbon Border Tax Could Jolt World Trade

30 JUNE 2020

By Ben Aylor, Marc Gilbert, Nikolaus Lang, Michael McAdoo, Johan Öberg, Cornélius Pieper, Bas Sudrajat, and Nicole Voigt



A beach in Naples, Italy covered in plastic waste following a storm in 2018. SALVATORE LAPORTA / CONTRASTO / LIGHTSTOCK VIA GETTY IMAGES

Europe's Drive to Slash Plastic Waste Moves Into High Gear

As part of a broader effort to create a circular economy that reduces waste and greenhouse gas emissions, the European Union will ban a host of throwaway plastic items next month and is working to create an expansive and lucrative market for recycled plastics.

BY PAUL HOCKENOS · JUNE 8, 2021



Alberta's Recycling Sector Could Contribute \$1.4 Billion to the Economy, Report Finds

Alberta's recycling sector generated \$700 million in economic value in 2018, as well as supporting over 7,500 direct jobs, new analysis has found. The analysis also highlights the potential to increase this contribution in future to \$1.4 billion in economic value, and 13,000 jobs. In addition to the benefits to the Alberta economy, materials collected in Alberta that are processed and utilized in neighboring jurisdictions provide additional jobs in those areas which were not included in the study.

The report, commissioned by the Recycling Council of Alberta and funded by Alberta Economic Development and Trade, Alberta Recycling Management Authority, Beverage Container Management Board, and Cleanfarms, documents the type and scale of recycling in Alberta. Undertaken by [Economia Research & Consulting](#), it measures the economic and employment benefits the sector brings to the province, including job creation, wages, provincial tax benefit, capital investment and overall contribution to Alberta's Gross Domestic Product.

The study found that more residents had access to services than previously thought, with 75% of all Alberta households able to access curbside recycling services, and 44% also having access to

3 Priorities for action

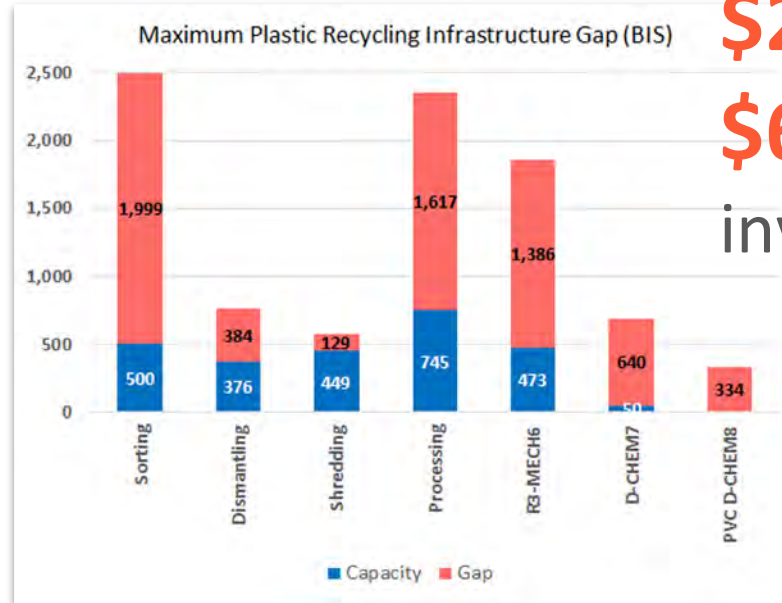
Priority 1

Reduce. Reuse. Collect.



Priority 2

Optimize the recycling system.



\$2.8B -
\$6.5B
investment

Priority 3

Use data to improve the system.

Table ES1: National Data Reliability

Categories	Generated	Collected	Sorted	Recycled
Plastic Packaging under Deposit	Higher	Higher	Higher	Medium-High
Other Plastic Packaging from Residences				
Producer responsibility	Medium-High	Medium-High	Medium-High	Medium-High
Non-Producer responsibility	Medium-High	Medium-Low	Medium-High	Medium-High
Other Plastic Packaging from Businesses and Institutions	Lower	Lower	Lower	Lower

Legend: Higher (Green), Medium-High (Yellow-Orange), Medium-Low (Orange), Lower (Red)



“We are moving from
sharing to cooperation to
collective action.”

- *Clay Shirky*



Thank you.

groter@plasticspact.ca
@geroter